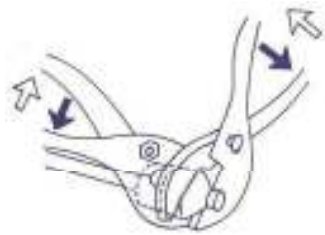


# DIA SPRAY GUN

## Instruction Manual

### ◎Leak from a nozzle

When the liquid leaks from the nozzle by the vibration etc. The nozzle lever should be removed. Next, please tighten the lever with pliers at the middle position of the nozzle as shown in the figure below.



➡ tightens  
 ⇨ loosens

### ◎Decrease of the Jet power

When the spray power is weak, the valve set in the pump should be exchanged. ----- Valve set(Accessory)

### ◎Nozzle blocking

When the liquid doesn't come out or the liquid come out uneven the nozzle sets are to be exchanged.

Give an order to agency or to our manufactury.

### Specification

Rated voltage	AC110/220
Power consumption	30W
Continuous use restriction hour	25min.
Material of pump	ceramic pump
Size	190(W) × 100(D) × 200(H) mm
Weight	1.2Kg

#### Accessory

- ◆2.0L stick handle.....1 pcs.
- ◆Valve set.....1 pcs.

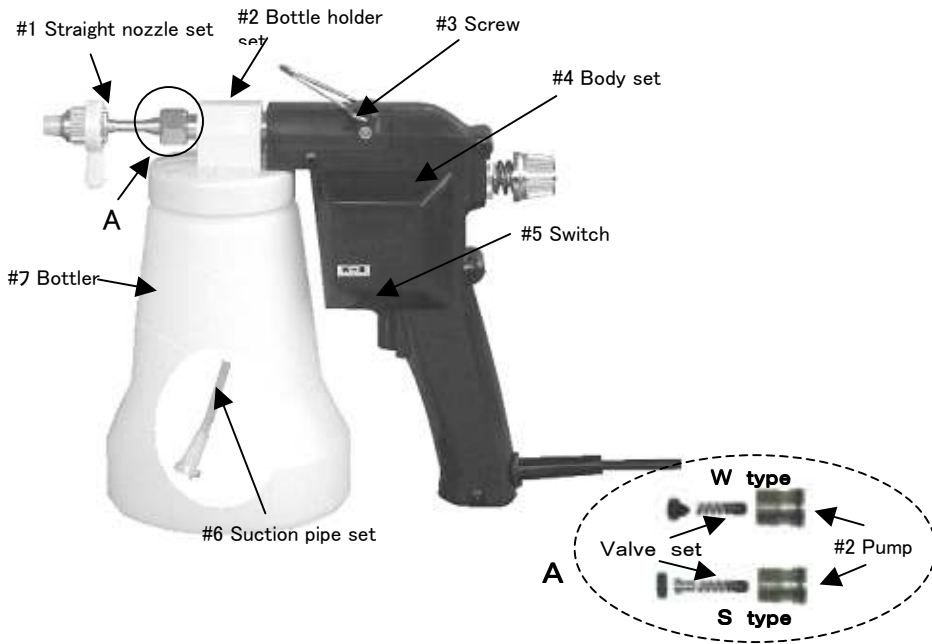


Standard puresure type W-B  
 (High water presure type S-B)

Kitanihon works co., ltd.  
 Sakai city Fukui pref Japan

KITANIHON WORKS CO., LTD.

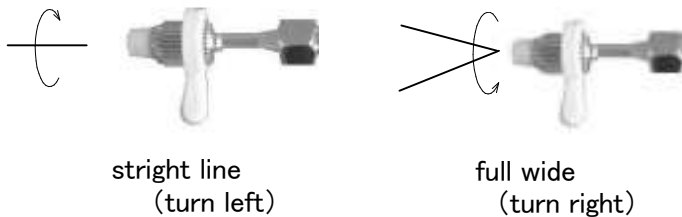
## Name of each parts



## Directions

- Please put a bottle filled with water.  
(Make sure the bottle has no dust or trash..)
- Please use 110V(220V) while you pushing the switch.  
Strong water jets from a nozzle in about 10 seconds.
- Please adjust the pressure by the following nozzle adjustment.

## Pressure adustment



## CAUTION

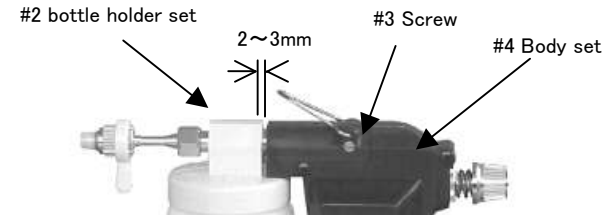
- ⊙ The jet power there for it can be dangerous, Please put on rubber gloves and goggles for safety.
- ⊙ This is water spray gun, don't use other liquid.
- ⊙ The jet power is so strong, that you had better not point the spray at a man.
- ⊙ After using, please be sure to unplug it.
- ⊙ The permissible time is 25 minutes. if the main body becomes hot ( within 25 minutes) Plesse stop using use it and cool the main body.

## **▲ WARNING**

**Please never use inflammables or any deadly poison.**

## The manner of the repairing

- ⊙ When #2 bottle holder set comes off from the #4 body set please lock #3screw with the 2.0L stick handle.



## ⊙Unstableness of jet power -- run outon the piston rod (B)

When the jet power becomes weak after using for a while.  
Pleare open the case and put in oil to the piston rod (B).

