

DIA SPRAY GUN

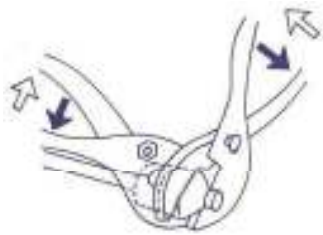
Instruction Manual



Standard pressure type W-JET101
(High water pressure type S-JET101)

◎Leak from a nozzle

When the liquid leaks from the nozzle by the vibration etc. The nozzle lever should be removed. Next, please tighten the lever with pliers at the middle position of the nozzle as shown in the figure below.



➡ tightens
⇄ loosens

◎Decrease of the Jet power

When the spray power is weak, the valve set in the pump should be exchanged. ----- Valve set(Accessory)

◎Nozzle blocking

When the liquid doesn't come out or the liquid come out uneven the nozzle sets are to be exchanged.

Give an order to agency or to our manufactury.

Specification

| | |
|---------------------------------|-----------------------------|
| Rated voltage | AC110/220 |
| Power consumption | 30W |
| Continuous use restriction hour | 25min. |
| Material of pump | ceramic pump |
| Size | 190(W) × 100(D) × 200(H) mm |
| Weight | 1.2Kg |

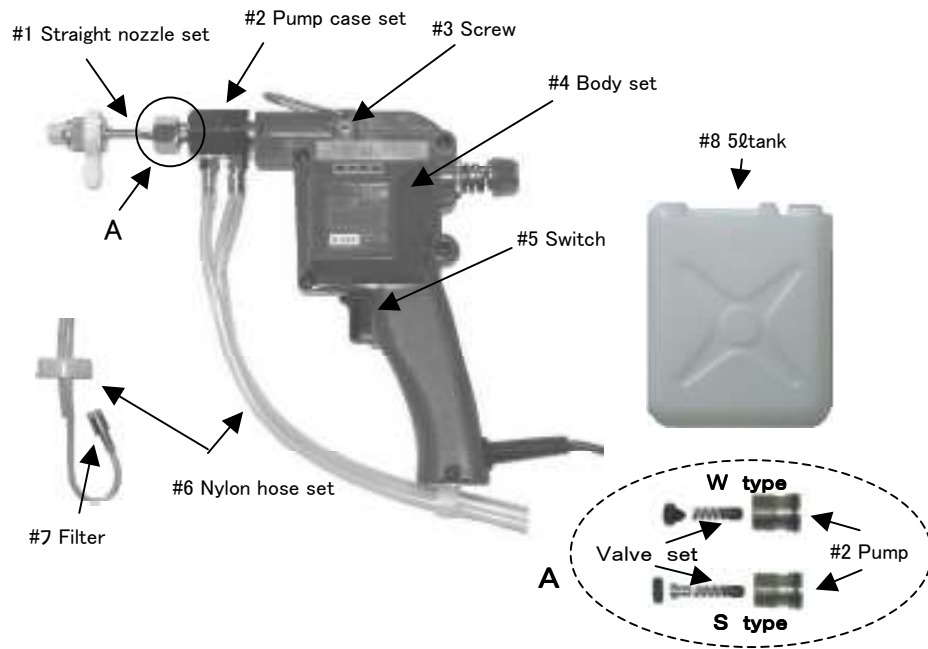
Accessory

- ◆2.0L stick handle.....1 pcs.
- ◆Valve set.....1 pcs.

Kitanihon works co., ltd.
Sakai city Fukui pref Japan

KITANIHON WORKS CO., LTD.

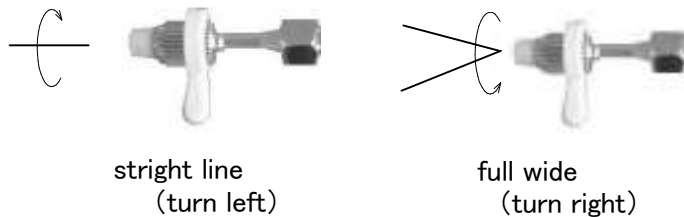
Name of each parts



Directions

- Put the filter in a 5 l tank filled with water. (Make sure the tank has no dust or trash..)
- Please use 110V(220V) while you pushing the switch. Strong water jets from a nozzle in about 10 seconds.
- Please adjust the pressure by the following nozzle adjustment.

Pressure adjustment



CAUTION

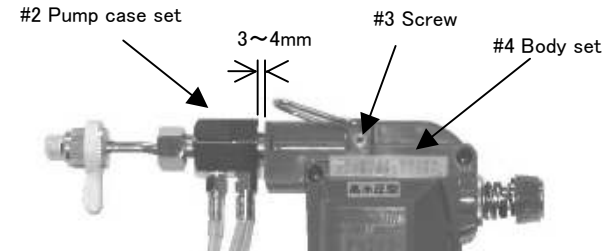
- ⊙ The jet power there for it can be dangerous, Please put on rubber gloves and goggles for safety.
- ⊙ This is water spray gun, don't use other liquid.
- ⊙ The jet power is so strong, that you had better not point the spray at a man.
- ⊙ After using, please be sure to unplug it.
- ⊙ The permissible time is 25 minutes. if the main body becomes hot (within 25 minutes) Please stop using use it and cool the main body.

⚠ WARNING

Please never use inflammables or any deadly poison.

The manner of the repairing

- ⊙ When #2 pump caseset comes off from the #4 bodysset please lock #3screw with the 2.0L stick handle.



⊙ **Unstableness of jet power -- run outon the piston rod (B)**

When the jet power becomes weak after using for a while. Please open the case and put in oil to the piston rod (B).

